

**SALMON UNIVERSITY
KNOT TYING**

BUMPER TIE

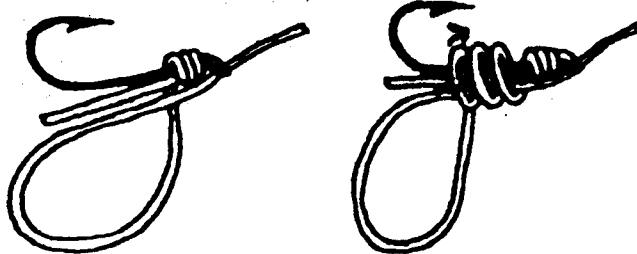
- a) Run leader down through eye about 3 inches and hold against shank.



- b) Wrap long leader tightly over and around shank 3 times and hold.



- c) Bring long end parallel to shank up through eye to extend about 3 inches. Hold against shank. Continue to wrap original length around shank 3 times.



- d) Pull extending end tight to form knot.




DOUBLE HOOK KNOTS


- a) Rear hook tied in first with bumper knot.



- b) With another hook, tie bumper knot again.



- c) Retain spacing of hooks when tying.



- d) Pull tight

